G304F

密封型超小型微动开关

■特点/Features

◆防水防尘（IP67）设计
◆体型小巧，紧凑
◆长寿命，高可靠性
◆配备各种形式的操作柄
◆接线端子种类齐全
◆广泛应用于汽车控制、家电控制、工业控制等领域
◆多种安装外形尺寸满足不同的安装要求
◆滑动夹子式结构
◆非短路式切换

-Designed For Water and Dust Tight(IP67)
-Small Compact Size
-Long Life and High Reliability
-Variety of Levers
-Wide Range of Wiring Terminals
-Widely used in Automotive Electronics,Appliance and Industrial Control etc.
-Customized Designs
-Slide Structure
-Non Short Circuit Conversion

■应用/Application

◆汽车/Car
◆空调/Air-Comditioner
◆通信/Communication
◆电动牙刷/Electric Tooth Brush
◆玩具/Toys

■特性参数/Parameters

容许线性操作速度/		1~500mm/s
容许操作频率/Operating Frequency		120次/min
绝缘电阻/Insutation Resistance		≥100MΩ（DC 500V 绝缘电阻计）
接触电阻（初始值）	端子型/with terminals type	≤100mΩ
	导线型/with wire type	≤500mΩ（300mm线长）
耐电压	同极端子间/Between terminals	AC500V,50/60HZ,1min.
	各端子与非带电金属件之间 Between terminals and uncharged metal parts	AC1000V,50/60HZ,1min.
振动	误动作/No transformation action	10-55HZ 双倍振幅1.5mm
寿命/Service Life	电气/Electrical	300000次/cycles(20次/min) DC12V 0.1A DC3V 50μA
	机械/Mechanical	300,000次/cycles(30次/min)
保护结构/Protection Level		IEC IP67（端子部分除外）
使用环境温度/Storage Termperature		-40～+85°C 60%RH以下(无结冰、无凝露)
使用环境湿度/Storage Humidity		95%RH以下(+5～+35°C)

G304F型系列微动开关订货型号指引
G304 F-Type Series Micro Switch Ordering Instruction

G3	04F	-	150	P	00	E	39		-	G	A	280	
Switch Type 开关类别	Electrical Rating 额定负载		Operating Force at pin Plunger, Max 操作力(最大值) 数据在不带操作柄时测得	Terminal Style 端子类型	Lever Type 操作柄类型	Circuit Code 接触形式	Shape and Posts 外形与定位柱	Posts Dimension 定位柱尺寸		AWG Type (for Wiretype only) (线号	AWG Number (For Wiretype only) (线规仅适用于带线型)	Wires length 线长	Special Designator 特别设计代码

Switch Type 开关类别

G3	G3 Series – Micro Switch G3系列 微动开关

Electrical Rating 额定负载

04	0.1A12VDC 50uA3VDC
...	Other 其他

Operating Force at pin Plunger, Max 操作力(最大值) 数据在不带操作柄时测得

80	80gf Max.
150	150gf Max.
...	Other 其他

Terminal Style 端子类型

P	Straight PCB Terminals 直PCB端子	Straight PCB connect F型直PCB端子 (0.6mm宽)
K	Long solder Terminals 长焊接端子	Long solder terminals F型长焊接端子
W	Straight PCB Terminals 长直PCB端子	Long Straight PCB Terminals F型长直PCB端子 (0.6mm宽)
...	Other 其他	

Lever Type 操作柄类型

00	No lever 不带操作柄 Pin Plunger 柱式按拳
06	V Type Straight Leaf Lever V型手柄
08	Straight Leaf Lever 直手柄
...	Other 其他

Circuit Code 接触形式

D	Slide Non-short circuit Type, 1,3 Convert to 1,2 SPDT 夹仔式非短路型, 1,3转1,2
G	Slide Non-short circuit Type 3 Terminals, But SPST-NO 夹仔式非短路型 三脚用1, 2常开
B	Slide Type SPST-NC 1, 3夹仔式常闭
C	Slide Type SPST-NO 1, 2夹仔式常开
...	Other 其他

Shape and Posts 外形与定位柱

35	F type no post F型无定位柱
36	F type left posts F型左定位柱
37	F type right posts F型右定位柱
38	F type two sides posts F型双侧定位柱
46	F type lengthen two sides posts F型加长双侧定位柱
...	Other 其他

Posts Dimension 定位柱尺寸

	F型Standard posts: 2.60mmx5.0mm 标准型定位柱 2.60mmx5.0mm
G	Φ2.6X1.5mm posts. Φ2.6X1.5mm 定位柱
H	Φ2.6X2.0mm posts. Φ2.6X2.0mm 定位柱
I	Φ2.2X0.8mm posts. Φ2.2X0.8mm定位柱
K	7.3X1.2X1.2mm posts. 7.3X1.2X1.2mm 定位柱
...	Other 其他

AWG Type (for Wiretype only) (线号

	No molded lead wires 不带电线
E	20#
F	22#
G	24#
H	26#
I	28#
J	30#
K	32#
L	34#
...	Other 其他

AWG Number (For Wiretype only) (线规仅适用于带线型)

	No molded lead wires 不带电线
A	UL1007
C	UL1430
D	UL1061
E	UL1330
F	AVSS
H	UL1332
G	UL3132
...	Other 其他

Wires length 线长

	300mm length standard lead wires 300mm 标准线长
280	280mm length 280mm 长
...	Other 其他

Special Designator 特别设计代码

S	Special code 特殊说明
B	Molded lead wires on left side 带电线型号 左侧出线
C	Molded lead wires on left side 带电线型号 右侧出线
E	Molded lead wires on Bottom 带电线型号 底部出线
...	Other 其他

■电路图/Circuit

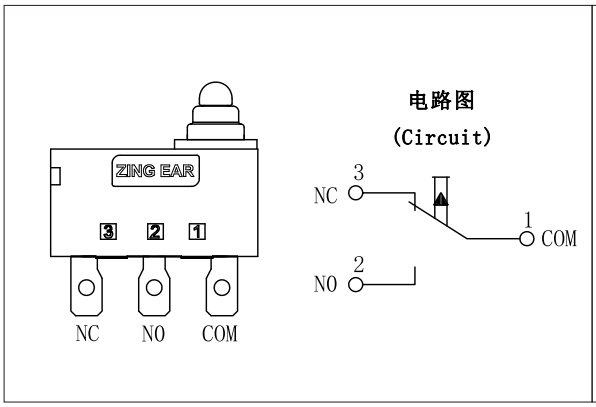

■定位柱方向识别/Posts direction define

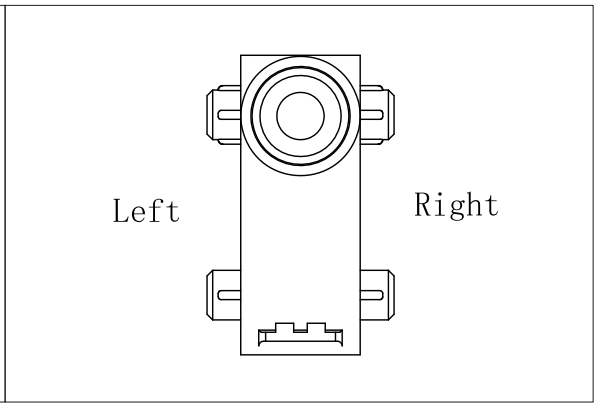

■基本型安装尺寸及操作特性图/Basic Mounting Dimensions and Operating Characteristics

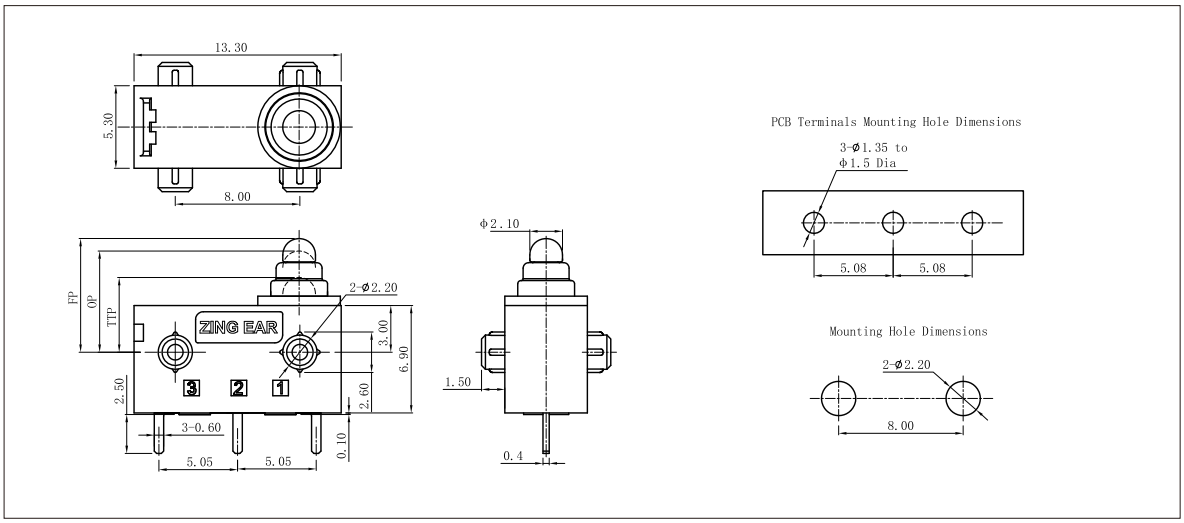

■开关端子类型（可定制）/Switch Terminals Type(Can be customized)

直PCB端子/Straight PCB Terminals	长焊接端子/Long Solder Terminals
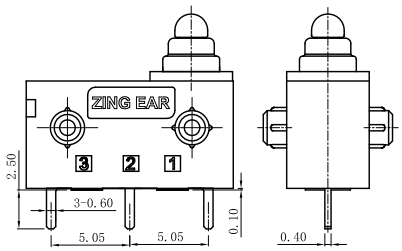	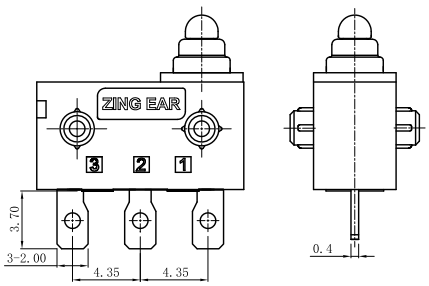

■开关端子类型（可定制）/Switch Terminals Type(Can be customized)

短右侧PCB端子/Short Right side PCB Terminals

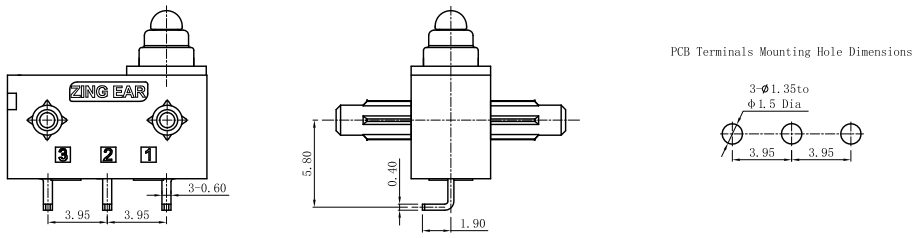

■开关定位柱类型及尺寸/Posts Type

F型:Φ2.60mm×1.5mm右向定位柱
FType:Φ2.60mm×1.5mm Right Posts

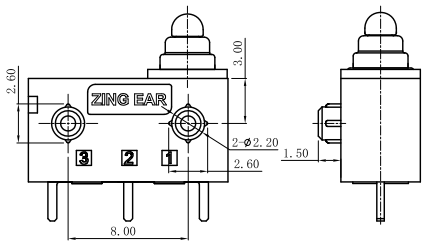

F型:Φ2.60mm×1.5mm左向定位柱
FType:Φ2.60mm×1.5mm Left Posts

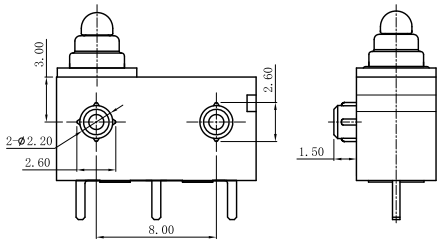

标准型: 2.60mm×5.0mm定位柱
Standard Type: 2.60mm×5.0mm Standard Posts

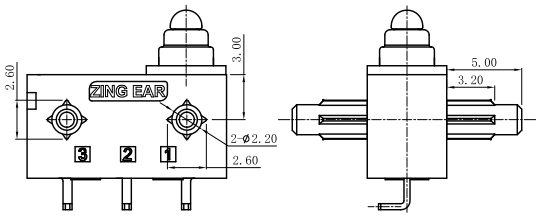

无定位柱
No Posts

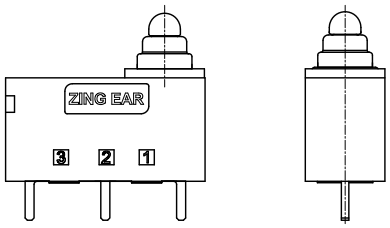

■开关外形及操作特性/Dimensions and Operating Characteristics

◆G304-150U06G46

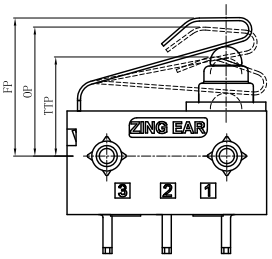

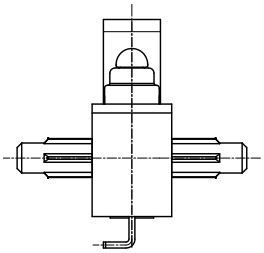

OF Max (gf)	TTP Min (mm)	FP Max (mm)	OP (mm)
300	6.6	9.8	8.6 (+0.5, -0.35)

◆G304-150P00D36G

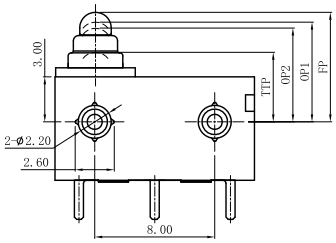

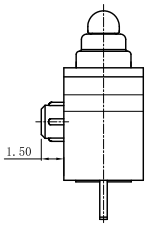

OF Max (gf)	TTP Min (mm)	FP Max (mm)	OP-NC (mm)	OP-NO (mm)
150	4.8	7.9	6.8±0.3	6.5±0.3