

G5W11

密封型防水防尘微动开关
Waterproof Micro Switch

■特点/Features

◆防水防尘设计，可以在会淋水或多尘埃的地方使用 -Water Proof and Dust Proof
◆结构紧凑,具有微小触点间隙,快速动作、高灵敏度和微小动作行程的特点 -Tight Structure、Small Contact Gap Snap Action、High Sensitivity
◆长寿命，高精度和微小动作行程的特点 -Long Life、high Precision and Reliablity
◆可在汽车、农业机械、大型家电、办公设备等有耐环境性要求的场合使用 -Widely useed in Auto、Agricultural Equipment、Applications、Office Equipment etc
◆最大ENEC/UL认证电流达10A -Max Approved Current at ENEC/UL is 10A

■应用/Application

◆家用电器 -Home Appliances
◆电子设备 -Electronic Devices
◆自动化设备 -Automatic Equipments
◆汽车电子 -Auto Electronics
◆农业机械 -Agricultural Equipments
◆办公设备 -Office Equipments

■特性参数/Parameters:

额定值Rating	W1	ENEC 0.1A 48VDC,0.1A 125/250VAC,40T85,5E4,μ UL 0.1A 48VDC,0.1A 125/250VAC,T85
	W2	ENEC: 5A 48VDC,0.1A 125/250VAC,40T85,5E4,μ UL:5A 125/250VAC,5A 30VDC T85
	W3	ENEC 10(2)A 125/250VAC,0.5A 125VDC,0.25A 250VDC,40T85,μ,2e4 UL 10.1A 1/10HP 125/250VAC,0.5A 125VDC,0.25A 250VDC,T85
容许操作频率 Operating Frequency	电气Electrical	10~30次/分 time/min
	机械Mechanical	60次/分 times/min
接触电阻(初始值) Contact Resistance (Intial Value)	端子型with terminal type	最大50mΩ；50mΩMax
	导线型with wire type	最大100mΩ;100mΩMax (取决于导线的长短/Depends on the length of the wire)
绝缘电阻Insulation Resistance		在500VDC时/at 500vdc,100MΩMin.
抗电强度Dielectric Strength	同极端子间 Between terminals	AC 1000V 50-60Hz 1min
	端子外壳间Between terminals and housing	AC 1500V 50-60Hz 1min
保存温度Storage Temperature		-40° C~+85° C
保存湿度Strorage Humidity		85%RH Max
保护结构Protection Grade	端子型With terminal type	IEC IP67(端子部分除外exclude terminal)
	导线型With wire type	IEC IP67
防触电保护级Electric-shock safeguard grade		Class II
寿命Life	电气E-Life	2万次~10万次以上（取决于类型）2E4~10E4 cycles(depends on P/Ns)
	机械M-Life	50万次或100万次以上（60次/分Time/min) over 500,000cycles 1,000,000cycles(60cycles/min)
单重Unit Net Weight		约7g(端子型、不带手柄）Approx.7g(with terminals type and without lever)

G5W11 系列防水微动开关订货指引
G5W11 Series Sealed Micro Switch Instruction Ordering

G5	W	11	-	E	Z
开关类别 Switch Type	温度等级 Temperature grade	额定电流 Electrical Rating		端子类别 Terminal Style	接触形式 CircuitCode

W	40T85 IEC IP67	11	ENEC/CQC: Rating1:0.1A 48VDC, 0.1A 125/250VAC,40T85,5E4, μ Rating2:5A 125/250VAC,5A, 30VDC,40T85,5E4, μ Rating3:10(2)A125/250VAC, 0.5A 125VDC, 0.25A 250VDC,40T85, μ,2E4 UL/CUL: Rating1:0.1A 48VDC,0.1A 125/250VAC,T85 Rating2:5A 125/250VAC,T85 Rating3:10.1A 1/10HP 125/250VAC,0.5A 125VDC, 0.25A 250VDC, T85

E	4.70x0.5mm 0.187″x0.020″ 快接端子 Quick Connect	Z	SPDT 单极双投
W	外接导线 (for G5W11 series only)	P	SPST -NO 单极单投 -常开
		C	SPST -NC 单极单投 -常闭

说明 Description:

G5W11(rating 2): 50gf Min.Grade

G5W11(rating 3): 100gf Min.Grade

200	A	01	-	XX
操作力（最大值）数据在不带操作柄时测得 Operating Forc at pin Plunger, Max	操作柄位置 Lever Position	操作柄类型 Lever Type		特别设计代码 Special Designator

015	15gf
025	25gf
050	50gf
100	100gf
200	200gf

	不带操作柄 柱式按挚 No lever Pin Plunger
A	远离柱式按挚位置 Far From Pin Plunger
B	靠近柱式按挚位置 Near Pin Plunger

	不带操作柄 柱式按挚 No lever Pin Plunger
01	短直柄 Short Straight Lever
02	标准直柄 Std. Straight Lever
03	长直柄Long Straight Lever
04	摸似滚轮手柄 Simulated Roller Lever
05	带滚轮手柄 Roller Lever
06	带长滚轮手柄 Long Roller Lever
...	.....
99	特殊手柄Special Lever

W1	W1: Rating 1 (Note:标准线长/standard wire:UL1015, 24#, 300MM)
W2	W2: Rating 2 (Note:标准线长/standard wire:UL1015, 20#, 300MM)
W3	W3: Rating 3 (Note:标准线长/standard wire:UL1015, 18#, 300MM)
...	特殊 Special

◆外形尺寸和操作特性 Dimensions and Operating Charateristics

(单位/Unit:mm)

◆G5W11-E□□-W□

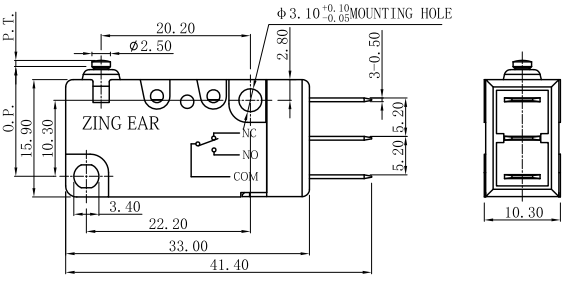

型号 Part NO	OF Max (N)	OF Max (gf)	RF Min (N)	RF Min (gf)	PT Max (mm)	OT Min (mm)	MD MAX (mm)	OP (mm)
G5W11-EZ015-W□	0.30	30	0.05	5	1.6	0.8	0.4	14.7±0.5
G5W11-EZ025-W□	0.40	40	0.10	10	1.6	0.8	0.4	14.7±0.5
G5W11-EZ050-W□	0.64	65	0.15	15	1.6	0.8	0.4	14.7±0.5
G5W11-EZ100-W□	1.08	110	0.35	35	1.6	0.8	0.4	14.7±0.5
G5W11-EZ200-W□	2.06	210	0.60	60	1.6	0.8	0.4	14.7±0.5

◆G5W11-W□□-W□

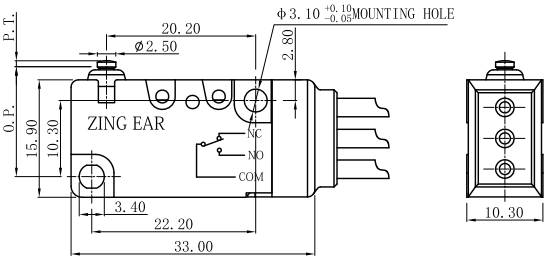

型号 Part NO	OF Max (N)	OF Max (gf)	RF Min (N)	RF Min (gf)	PT Max (mm)	OT Min (mm)	MD MAX (mm)	OP (mm)
G5W11-WZ015-W□	0.30	30	0.05	5	1.6	0.8	0.4	14.7±0.5
G5W11-WZ025-W□	0.40	40	0.10	10	1.6	0.8	0.4	14.7±0.5
G5W11-WZ050-W□	0.64	65	0.15	15	1.6	0.8	0.4	14.7±0.5
G5W11-WZ100-W□	1.08	110	0.35	35	1.6	0.8	0.4	14.7±0.5
G5W11-WZ200-W□	2.06	210	0.60	60	1.6	0.8	0.4	14.7±0.5

◆G5W11-W□□A01-W□



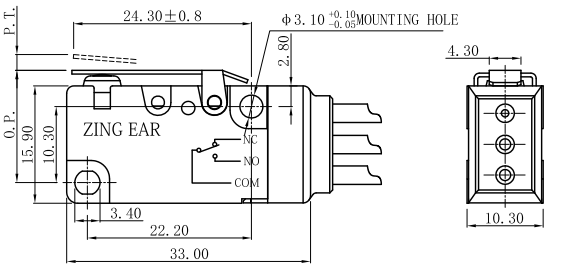

型号 Part NO	OF Max (N)	OF Max (gf)	RF Min (N)	RF Min (gf)	PT Max (mm)	OT Min (mm)	MD MAX (mm)	OP (mm)
G5W11-WZ015A01-W□	0.30	30	0.05	5	1.6	0.8	0.4	15.3±0.5
G5W11-WZ025A01-W□	0.40	40	0.10	10	1.6	0.8	0.4	15.3±0.5
G5W11-WZ050A01-W□	0.64	65	0.15	15	1.6	0.8	0.4	15.3±0.5
G5W11-WZ100A01-W□	1.08	110	0.35	35	1.6	0.8	0.4	15.3±0.5
G5W11-WZ200A01-W□	2.06	210	0.59	60	1.6	0.8	0.4	15.3±0.5

◆G5W11-W□□A02-W□



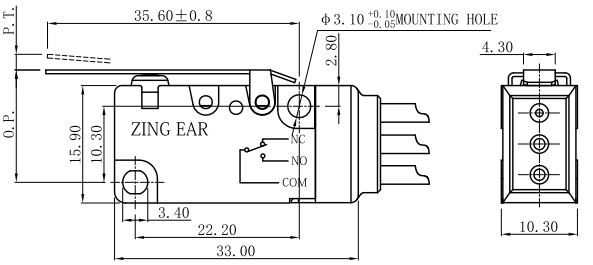

型号 Part NO	OF Max (N)	OF Max (gf)	RF Min (N)	RF Min (gf)	PT Max (mm)	OT Min (mm)	MD MAX (mm)	OP (mm)
G5W11-WZ015A02-W□	0.20	20	0.05	5	3.2	1.3	1.2	15.3±0.5
G5W11-WZ025A02-W□	0.25	25	0.08	8	3.2	1.3	1.2	15.3±0.5
G5W11-WZ050A02-W□	0.40	40	0.15	15	3.2	1.3	1.2	15.3±0.5
G5W11-WZ100A02-W□	1.60	65	0.25	25	3.2	1.3	1.2	15.3±0.5
G5W11-WZ200A02-W□	1.27	130	0.35	35	3.2	1.3	1.2	15.3±0.5

◆G5W11-W□ □A03-W□

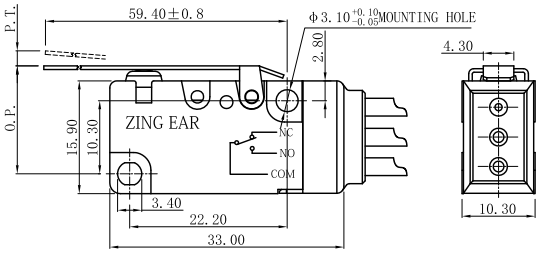

型号 Part NO	OF Max		RF Min		PT Max	OT Min	MD MAX	OP
	(N)	(gf)	(N)	(gf)	(mm)	(mm)	(mm)	(mm)
G5W11-WZ015A03-W□	0.10	10	0.03	3	6.4	2.6	2.4	15.3±3
G5W11-WZ025A03-W□	0.15	15	0.05	5	6.4	2.6	2.4	15.3±3
G5W11-WZ050A03-W□	0.20	20	0.08	8	6.4	2.6	2.4	15.3±3
G5W11-WZ100A03-W□	0.35	35	0.10	10	6.4	2.6	2.4	15.3±3
G5W11-WZ200A03-W□	0.64	65	0.15	15	6.4	2.6	2.4	15.3±3

◆G5W11-W□ □A04-W□



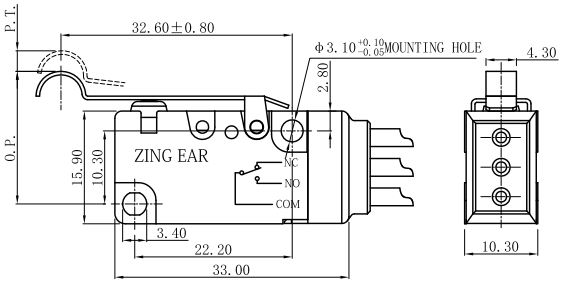

型号 Part NO	OF Max		RF Min		PT Max	OT Min	MD MAX	OP
	(N)	(gf)	(N)	(gf)	(mm)	(mm)	(mm)	(mm)
G5W11-WZ015A04-W□	0.20	20	0.05	5	3.2	1.3	1.2	18.5±1.5
G5W11-WZ025A04-W□	0.25	25	0.08	8	3.2	1.3	1.2	18.5±1.5
G5W11-WZ050A04-W□	0.40	40	0.15	15	3.2	1.3	1.2	18.5±1.5
G5W11-WZ100A04-W□	0.64	65	0.25	25	3.2	1.3	1.2	18.5±1.5
G5W11-WZ200A04-W□	1.27	130	0.35	35	3.2	1.3	1.2	18.5±1.5

◆G5W11-W□ □A05-W□



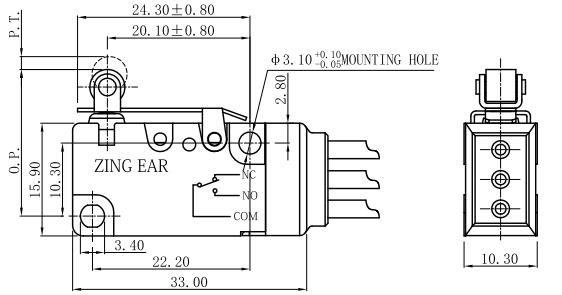

型号 Part NO	OF Max		RF Min		PT Max	OT Min	MD MAX	OP
	(N)	(gf)	(N)	(gf)	(mm)	(mm)	(mm)	(mm)
G5W11-WZ015A05-W□	0.30	30	0.05	5	3.2	0.8	0.4	20.6±0.8
G5W11-WZ025A05-W□	0.40	40	0.10	10	3.2	0.8	0.4	20.6±0.8
G5W11-WZ050A05-W□	0.64	65	0.15	15	3.2	0.8	0.4	20.6±0.8
G5W11-WZ100A05-W□	1.18	120	0.35	35	3.2	0.8	0.4	20.6±0.8
G5W11-WZ200A05-W□	2.35	240	0.59	60	3.2	0.8	0.4	20.6±0.8

◆G5W11-W□ □A06-W□



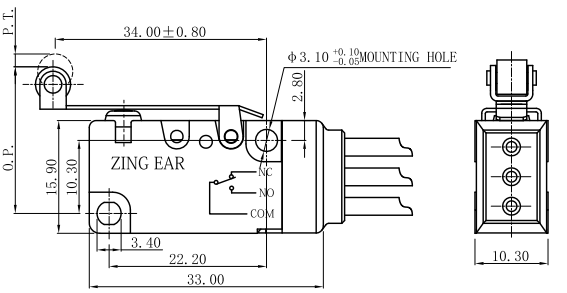

型号 Part NO	OF Max		RF Min		PT Max	OT Min	MD MAX	OP
	(N)	(gf)	(N)	(gf)	(mm)	(mm)	(mm)	(mm)
G5W11-WZ015A06-W□	0.20	20	0.05	5	3.2	1.3	1.2	20.6±1.6
G5W11-WZ025A06-W□	0.25	25	0.08	8	3.2	1.3	1.2	20.6±1.6
G5W11-WZ050A06-W□	0.40	40	0.15	15	3.2	1.3	1.2	20.6±1.6
G5W11-WZ100A06-W□	0.64	65	0.25	25	3.2	1.3	1.2	20.6±1.6
G5W11-WZ200A06-W□	1.27	130	0.35	35	3.2	1.3	1.2	20.6±1.6